

# Pro Rail Services

Plant & Haulage



## PLADDET SUCTION UNIT



PRODUCT  
ACCEPTED

# Pro Rail Services

## Plant & Haulage

### PLADDET SUCTION UNIT

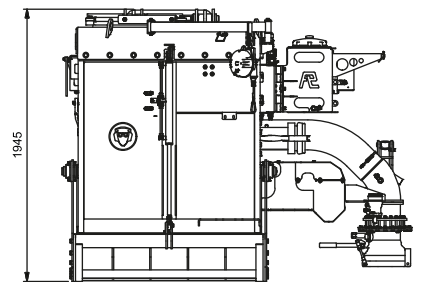
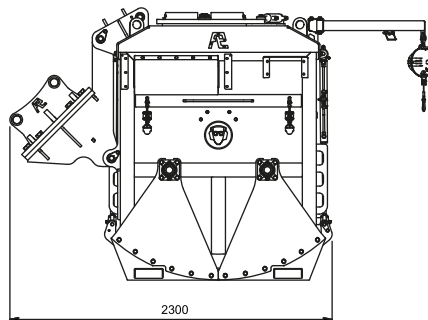
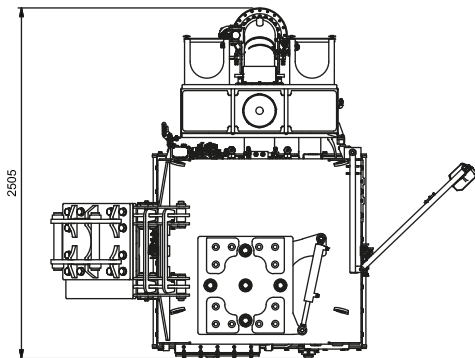


Pro Rail Services are pleased to showcase our two new Pladdet Suction Units (PSU), which are available for hire. The PSU has been designed for various applications where you cannot use a regular excavator for digging purposes. It can be used to move ballast, clean out catchpits, expose troughing routes and is especially useful when working around cables or pipes.

The attachment is controlled from the cab by the operator, which eliminates the need for personnel to hold the suction pipe or any additional supervision. This reduces the risk of injury to operatives around the unit. When full the 1000 litre chamber reservoir can be emptied in to an engineering train, ballast box or skip.

### SPECIFICATION

MAX. CAPACITY RESERVOIR	1000L
OPERATIONAL WEIGHT INDICATION	2100KG (2500KG WITH SIDE MOUNTED HITCH)
MIN. MACHINE WEIGHT	15 TON OR HIGHER
HYDRAULIC SYSTEM	MIN. 80-100 L/MIN @ MIN. 250 BAR
ENGINE POWER OF THE FAN	MIN. 55 KW
CAPACITY MATERIAL	UP TO 15 KG (DEPENDING ON SIZE AND SHAPE)
MAIN VACUUM HOSE DIAMETER	250 MM
SECONDARY INLET HOSE DIAMETER	152 MM
DUST SUPPRESSION TANK CAPACITY	200L
CAPACITY OF FAN IN M <sup>3</sup> PER HOUR	17.000
HYDRAULIC COMPONENTS	OSCILLATING/ROTATING HEAD



CONTACT OUR PLANT TEAM TO DISCUSS HIRING THESE FANTASTIC SUCTION UNITS FOR YOUR PROJECT.

Plant & Haulage Depot, Unit 1 | Smithers Farm | Guildford Road | Rudgwick | West Sussex | RH12 3BX

01403 822 701

plant@prorailservices.co.uk

www.prorailservices.co.uk